


UNIMAC STRAINERS

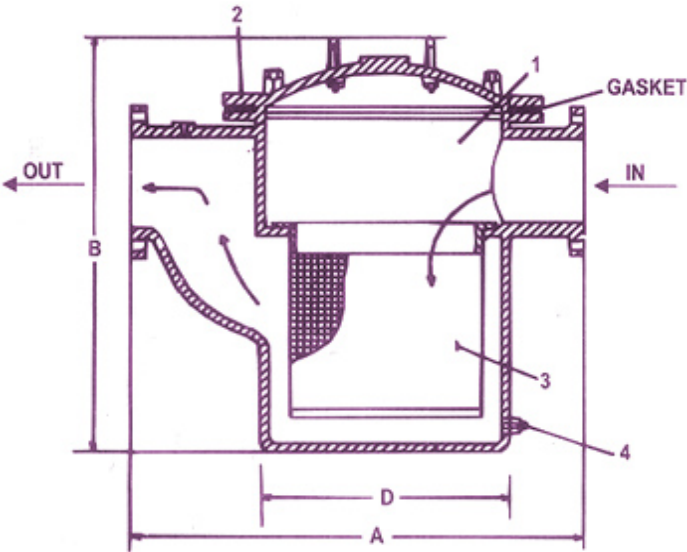
Strainers are being used in Airconditioning system, chemical plants, Textile Mills, Oil Refineries, Ventilation system, Thermal power Stations, to filter water, chemicals gases and other liquid.



Construction Detail - The Cast Iron pot and Y-type strainers are casted from good quality of cast iron, grade, CI-260 equivalent to BS-1452 standard. The wall thickness of body is so thick to secure high safety to the rated service and additional reinforcement to strain well in piping system . The top lid is openable and fitted with sufficient number of nuts and bolts with main body. The filter element can be exchanged without disconnecting the main pipe line. A permanent magnet is provided with drain plug to attract the iron and dust particles from the water/ liquid.

- **Filter Element** - These strainers are provided with perforated sheet of brass/ Stainless steel/ bronze
- **Test Pressure** - These strainers are available at different pressure between 150 PSI to 30 PSI (10 kgcm² to 21 kgcm²).
- **Sizes Range** - The pot strainers are available with flanged ends from 25 mm to 300 mm connections. The Y-type strainers are available in thread ends from 20 mm to 50 mm and above are with flanged ends.

Pot Type Strainer

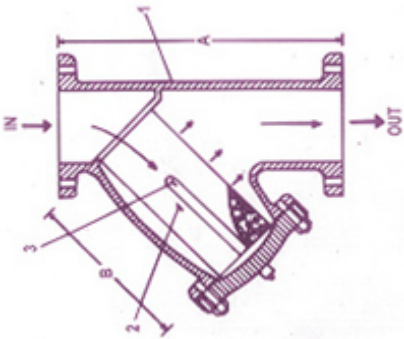


1.	Body	Cast Iron grade CI - 260
2.	Top lid	cast Iron grade CI -260
3.	Filter element	Brass/ Bronze / Stainless steel wire mesh 24 G X 14 Mesh
4.	Magnetic Plug	

Normal Size	50	65	80	100	125	150	200	250	300
D	138	160	200	210	225	255	310	350	400
B	340	370	400	470	500	570	655	730	830
A	300	350	380	420	460	520	600	700	810

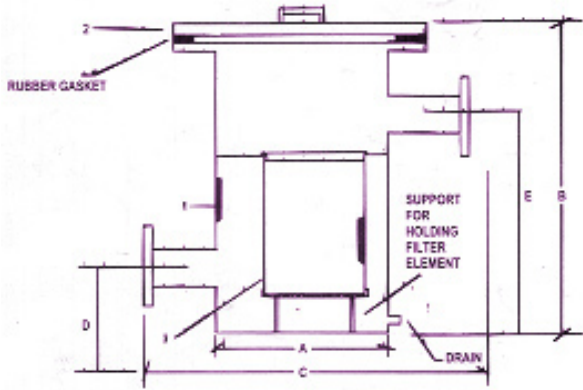
all dimesion are in mm

- 1. **Body** Cast Iron grade CI - 260
- 2. **Filter element** Brass/ Bronze / Stainless steel perforated sheet with 3 mm hole
- 3. **Magnetic Plug**



CI Y - type Strainers									
Normal Size	50	65	80	100	125	150	200	250	300
D	240	285	305	355	440	510	605	735	840
B	150	190	205	265	330	375	500	565	640

DIAGRAM OF UNIMAC POT STRAINER



M.S. Pot and Y-Type Strainers

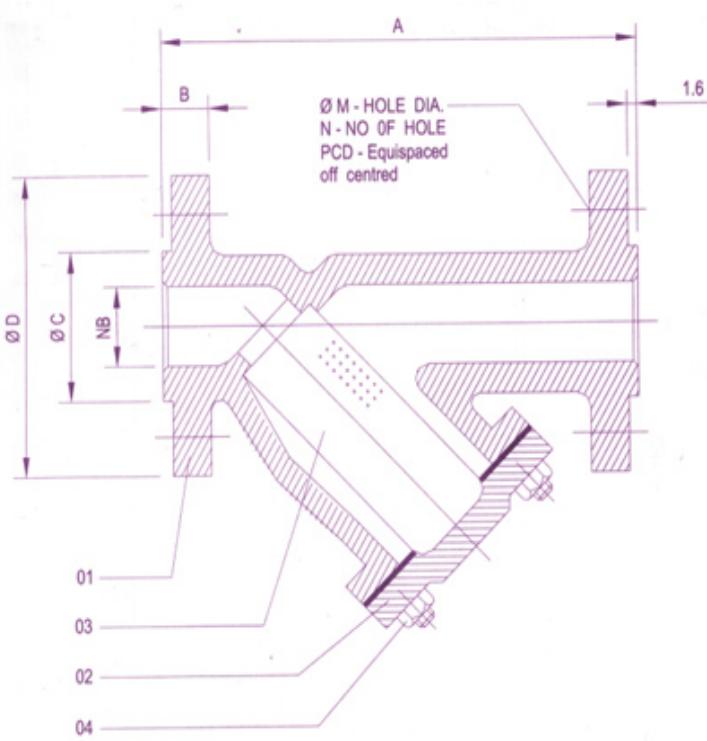
These strainers are fabricated out of good quality of steel as per IS 226. The discharge connection is provided below the level of inlet connection to minimise the pressure drop in piping, and it has more filtration area than cast iron strainers. The filter element is fabricated out of perforated sheet of Brass / Bronze / Stainless steel having 3 mm perforation hole. The dimensions are as per the following table. A permanent magnet is also provided to attract dust and iron particles.

Material

1. Body M. S.
2. Upper Lid
3. Element-Perforated sheet Brass/ Bronze/ Stainless sheet having 3 mm perforation.

Nominal Size	25	40	50	65	80	100	125	150	200	250	300	350	400
A	137	137	165	165	215	215	265	265	325	355	400	550	650
B	230	250	305	355	400	425	450	500	600	762	865	915	1015
C	230	250	300	310	380	400	482	525	625	712	838	965	1145
D	85	85	100	110	125	140	155	170	200	250	275	325	350
E	120	120	170	235	280	300	308	345	430	540	640	665	700
<i>all dimesion are in mm</i>													

Y Type Strainer



Technical Data

Face to Face	:	as per DIN ND - 40 Type/ANSI B 16.10
Shell wall thickness	:	ANSI B 16.34
End connections	:	Flanged as per ANSI B 16.5

No.	Description	Material	Qty.
01	Body	ASTM A 216 Gr. WCB	1
02	Bonnet	ASTM A 216 Gr. WCB	1
03	Screen	S.S. 304 / S.S. 316 / G.M.	1
04	Cover Stud & Nut	ASTM A 193 GR. B7 ASTM A 194 GR. 2H	--

Service Rating

40 Kg/ cm ²	400° C
580 PSIG	

Hydraulic Test Pressure

Body	80 Kg / cm ²
	1160 PSIG

Its Suitable For Steam, Water , Oil , Air and Gases

Class - 150

Size	NB	A	B	Ø C	Ø D	Ø M	N	PCD
25	25	127	11.0	51	108.0	16	4	79.0
40	38	165	14.0	73	127.0	16	4	98.5
50	51	203	16.0	92	152.0	19	4	120.5
65	64	216	17.5	105	178.0	19	4	140.0
80	76	241	19.0	127	190.5	19	4	152.4
100	102	292	24.0	157	229.0	19	8	190.5
125	126	356	24.0	186	254.0	22	8	216.0
150	152	406	25.0	216	279.0	22	8	241.0
200	203	495	28.5	270	343.0	22	8	298.4
250	254	622	30.0	324	406.0	25	12	362.0

ND- 40

Size	NB	A	B	Ø C	Ø D	Ø M	N	PCD
25	25	160	18	68	115	14	4	85
40	38	200	18	88	150	18	4	110
50	51	230	20	102	165	18	4	125
65	64	290	22	122	185	18	8	145
80	76	310	24	138	200	18	8	160
100	102	350	24	162	235	23	8	190
125	126	400	26	180	270	27	8	220
150	152	480	28	218	300	27	8	250
200	203	600	35	285	375	30	12	320
250	254	730	38	345	450	30	12	385

all dimesion are in mm

Note : Due to constant up gradation, dimensions are subject to change by the manufacturer.